

Shareholding Pattern under Regulation 31 of SEBI (Listing Obligations and Disclosure Requirements) Regulations, 2015



1	Name of Listed Entity: Magadh Sugar and Energy Limited
2	Scrip Code/Name of Scrip/Class of Security: 540650
3	Share Holding Pattern Filed under: Reg. 31(1)(a)/Reg. 31(1)(b)/Reg.31(1)(c)
a.	If under 31(1)(b) then indicate the report for Quarter ending 31st December 2020
b.	If under 31(1)(c) then indicate date of allotment/extinguishment
4	Declaration: The Listed entity is required to submit the following declaration to the extent of submission of information:-

	Particulars	Promoter & Promoter Group	Public	Non Promoter Non Public
		Yes/No	Yes/No	Yes/No
1	Whether the Listed Entity has issued any partly paid up shares?	No	No	No
2	Whether the Listed Entity has issued any Convertible Securities or Warrants?	No	No	No
3	Whether the Listed Entity has any shares against which depository receipts are issued?	No	No	No
4	Whether the Listed Entity has any shares in locked-in?	No	No	No
5	Whether any shares held by promoters are pledge or otherwise encumbered?	No	NA	NA
6	Whether the Listed Entity has issued any Differential Voting Rights?			



Magadh Sugar and Energy Limited
Table I - Summary Statement holding of specified securities

Category	Category of shareholder	Number of shareholders	No. of fully paid up equity shares held	No. of Partly paid-up equity shares held	No. of shares underlying Depository Receipts	Total nos. shares held	Shareholding as a % of total no. of shares (calculated as per SCRR, 1957)	Number of Voting Rights held in each class of securities			No. of Shares Underlying Outstanding convertible securities (including	Shareholding, as a % assuming full conversion of convertible securities	Number of Locked in shares		Number of Shares pledged or otherwise encumbered		Number of equity shares held in dematerialised form	
								No of Voting Rights					Total as a % of (A+B+C)	No. (a)	As a % of total Shares held(b)	No. (a)		As a % of total Shares held(b)
								Class eg: X	Class eg: y	Total								
(i)	(ii)	(iii)	(iv)	(v)	(vi)	(vii) = (iv)+(v)+(vi)	(viii) As a % of (A+B+C2)	(ix)			(x)	(xi) = (vii)+(x) As a % of (A+B+C2)	(xii)		(xiii)		(xiv)	
(A)	Promoter & Promoter Group	26	8588482	0	0	8588482	60.9474	8588482	0	8588482	60.9474	0	60.9474	0	0.0000	0	0.0000	8588482
(B)	Public	7964	5503148	0	0	5503148	39.0526	5503148	0	5503148	39.0526	0	39.0526	0	0.0000	NA	NA	5366469
(C)	Non Promoter - Non Public																	
(C1)	Shares Underlying DRs	0	0	0	0	0	0.0000	0	0	0	0.0000	0	0.0000	0	0.0000	NA	NA	0
(C2)	Shares Held By Employee Trust	0	0	0	0	0	0.0000	0	0	0	0.0000	0	0.0000	0	0.0000	NA	NA	0
	Total	7990	14091630	0	0	14091630	100.0000	14091630	0	14091630	100.0000	0	100.0000	0	0.0000	0	0.0000	13954951



Magadh Sugar and Energy Limited

Table II - Statement showing shareholding pattern of the Promoter and Promoter Group

	Category & Name of the shareholders	PAN	Nos. of shareholders	No. of fully paid up equity shares held	Partly paid-up equity shares held	No. of shares underlying Depository Receipts	Total nos. shares held	Shareholding % calculated as per SCRR, 1957 As a % of (A+B+C2)	Number of Voting Rights held in each class of securities			No. of Shares Underlying Outstanding convertible securities (including securities)	Shareholding, as a % assuming full conversion of convertible securities (X) (VII)+(X) As a % of (A+B+C)	Number of Locked In shares		Number of Shares pledged or otherwise encumbered		Number of equity shares held in dematerialised form	
									No of Voting Rights					Total as a % of (A+B+C)	No. (a)	As a % of total Shares held(b)	No. (a)		As a % of total Shares held(b)
									Class eg: X	Class eg: Y	Total								
									(IX)						(X)	(XII)	(XIII)		(XIV)
1	Indian						(VII) = (IV)+(V)+(VI)	(VIII) As a % of (A+B+C2)				(X)	(XII)	(XIII)		(XIV)			
(a)	Individuals / Hindu Undivided Family		3	242037	0	0	242037	1.7176	242037	0	242037	1.7176	0	1.7176	0	0.0000	0	0.0000	242037
	(i) Nandini Nopany	ABMPN7831R	1	184024	0	0	184024	1.3059	184024	0	184024	1.3059	0	1.3059	0	0.0000	0	0.0000	184024
	(ii) Chandra Shekhar Nopany	ABJPN5385K	1	43175	0	0	43175	0.3064	43175	0	43175	0.3064	0	0.3064	0	0.0000	0	0.0000	43175
	(iii) Urvvi Nopany	AJUPN1989J	1	14838	0	0	14838	0.1053	14838	0	14838	0.1053	0	0.1053	0	0.0000	0	0.0000	14838
(b)	Central Government / State Government(s)		0	0	0	0	0	0.0000	0	0	0	0.0000	0	0.0000	0	0.0000	0	0.0000	0
(c)	Financial Institutions / Banks		0	0	0	0	0	0.0000	0	0	0	0.0000	0	0.0000	0	0.0000	0	0.0000	0
(d)	Any Other (Specify)		23	8346445	0	0	8346445	59.2298	8346445	0	8346445	59.2298	0	59.2298	0	0.0000	0	0.0000	8346445
(i)	Promoter Trust		2	700280	0	0	700280	4.9695	700280	0	700280	4.9695	0	4.9695	0	0.0000	0	0.0000	700280
	(i) Chandra Shekhar Nopany	AAUTS8392K	1	700140	0	0	700140	4.9685	700140	0	700140	4.9685	0	4.9685	0	0.0000	0	0.0000	700140
	(ii) Chandra Shekhar Nopany	AAUTS8386D	1	140	0	0	140	0.0010	140	0	140	0.0010	0	0.0010	0	0.0000	0	0.0000	140
(ii)	Bodies Corporate		21	7646165	0	0	7646165	54.2603	7646165	0	7646165	54.2603	0	54.2603	0	0.0000	0	0.0000	7646165
	(i) SI Investments Limited	AABCS2899H	1	1686658	0	0	1686658	11.9692	1686658	0	1686658	11.9692	0	11.9692	0	0.0000	0	0.0000	1686658
	(ii) Avadh Sugar & Energy Limited	AANCA3351L	1	1486154	0	0	1486154	10.5464	1486154	0	1486154	10.5464	0	10.5464	0	0.0000	0	0.0000	1486154
	(iii) New India Retailing And Investment Ltd	AAACN9970F	1	1056490	0	0	1056490	7.4973	1056490	0	1056490	7.4973	0	7.4973	0	0.0000	0	0.0000	1056490
	(iv) Yashovardhan Investment & Trading Co. Ltd.	AAACY1135F	1	717710	0	0	717710	5.0932	717710	0	717710	5.0932	0	5.0932	0	0.0000	0	0.0000	717710
	(v) Hargaon Investment & Trading Co. Ltd.	AAACH7326R	1	717358	0	0	717358	5.0907	717358	0	717358	5.0907	0	5.0907	0	0.0000	0	0.0000	717358
	(vi) Rtm Investment And Trading Co. Ltd.	AABCR3995D	1	449659	0	0	449659	3.1910	449659	0	449659	3.1910	0	3.1910	0	0.0000	0	0.0000	449659
	(vii) Scm Investment & Trading Co. Ltd.	AAECS1569D	1	381561	0	0	381561	2.7077	381561	0	381561	2.7077	0	2.7077	0	0.0000	0	0.0000	381561
	(viii) Champaran Marketing Co. Ltd.	AABCC1958M	1	284386	0	0	284386	2.0181	284386	0	284386	2.0181	0	2.0181	0	0.0000	0	0.0000	284386
	(ix) Osm Investment & Trading Co. Ltd.	AAACO3312L	1	256093	0	0	256093	1.8173	256093	0	256093	1.8173	0	1.8173	0	0.0000	0	0.0000	256093
	(x) Nilgiri Plantations Limited	AAACN9968M	1	150458	0	0	150458	1.0677	150458	0	150458	1.0677	0	1.0677	0	0.0000	0	0.0000	150458
	(xi) Sidh Enterprises Ltd.	AAECS1577M	1	113948	0	0	113948	0.8086	113948	0	113948	0.8086	0	0.8086	0	0.0000	0	0.0000	113948
	(xii) Narketaganj Farms Limited	AABCN8163H	1	94210	0	0	94210	0.6686	94210	0	94210	0.6686	0	0.6686	0	0.0000	0	0.0000	94210
	(xiii) Ronson Traders Limited	AABCR3999R	1	91046	0	0	91046	0.6461	91046	0	91046	0.6461	0	0.6461	0	0.0000	0	0.0000	91046
	(xiv) Rajpur Farms Limited	AACCR5726K	1	72804	0	0	72804	0.5166	72804	0	72804	0.5166	0	0.5166	0	0.0000	0	0.0000	72804
	(xv) Shree Vihar Properties Ltd	AAECS1578E	1	34382	0	0	34382	0.2440	34382	0	34382	0.2440	0	0.2440	0	0.0000	0	0.0000	34382
	(xvi) La Monde Trading & Investments Private Ltd	AAACL6886G	1	27454	0	0	27454	0.1948	27454	0	27454	0.1948	0	0.1948	0	0.0000	0	0.0000	27454




	(xvii) Palash Securities Limited	AAICP0502H	1	20238	0	0	20238	0.1436	20238	0	20238	0.1436	0	0.1436	0	0.0000	0	0.0000	20238
	(xviii) Uttam Commercial Ltd.	AAACU3603N	1	2429	0	0	2429	0.0172	2429	0	2429	0.0172	0	0.0172	0	0.0000	0	0.0000	2429
	(xix) Sonali Commercial Ltd.	AAECS1576L	1	1799	0	0	1799	0.0128	1799	0	1799	0.0128	0	0.0128	0	0.0000	0	0.0000	1799
	(xx) Pavapuri Trading And Investment Company Ltd.	AABCP7400R	1	1260	0	0	1260	0.0089	1260	0	1260	0.0089	0	0.0089	0	0.0000	0	0.0000	1260
	(xxi) Deepshikha Trading Co. Private Limited	AABCD0344C	1	68	0	0	68	0.0005	68	0	68	0.0005	0	0.0005	0	0.0000	0	0.0000	68
	Sub Total (A)(1)		26	8588482	0	0	8588482	60.9474	8588482	0	8588482	60.9474	0	60.9474	0	0.0000	0	0.0000	8588482
2	Foreign																		
	Individuals (Non-Resident Individuals / Foreign Individuals)		0	0	0	0	0	0.0000	0	0	0	0.0000	0	0.0000	0	0.0000	0	0.0000	0
(a)	Government		0	0	0	0	0	0.0000	0	0	0	0.0000	0	0.0000	0	0.0000	0	0.0000	0
(b)	Institutions		0	0	0	0	0	0.0000	0	0	0	0.0000	0	0.0000	0	0.0000	0	0.0000	0
(c)	Foreign Portfolio Investor		0	0	0	0	0	0.0000	0	0	0	0.0000	0	0.0000	0	0.0000	0	0.0000	0
(d)	Any Other (Specify)		0	0	0	0	0	0.0000	0	0	0	0.0000	0	0.0000	0	0.0000	0	0.0000	0
(e)	Sub Total (A)(2)		0	0	0	0	0	0.0000	0	0	0	0.0000	0	0.0000	0	0.0000	0	0.0000	0
	Total Shareholding Of Promoter And Promoter Group (A) = (A)(1)+(A)(2)		26	8588482	0	0	8588482	60.9474	8588482	0	8588482	60.9474	0	60.9474	0	0.0000	0	0.0000	8588482



Magadh Sugar and Energy Limited

Table III - Statement showing shareholding pattern of the Public shareholder

	Category & Name of the shareholders	PAN	Nos. of shareholders	No. of fully paid up equity shares held	Partly paid-up equity shares held	No. of shares underlying Depository Receipts	Total nos. shares held	Shareholding % calculated as per SCRR, 1957 As a % of (A+B+C2)	Number of Voting Rights held in each class of securities			No. of Shares Underlying Outstanding convertible securities (Including securities assuming full conversion of convertible securities (X))= (VII)+(X) As a % of (A+B+C2)	Sharehold ing , as a %	Number of Locked in shares		Number of Shares pledged or otherwise encumbered		Number of equity shares held in dematerialised form	
									No of Voting Rights		Total as a % of (A+B+C)			No. (a)	As a % of total Shares held(b)	No. (a)	As a % of total Shares held(b)		
									Class eg: X	Class eg: y									Total
1	Institutions						(VII) = (IV)+(V)+ (VI)	(VIII) As a % of (A+B+C2)	(IX)			(X)		(XII)	(XIII)	(XIV)			
(a)	Mutual Fund		1	926	0	0	926	0.0066	926	0	926	0.0066	0	0.0066	0	0.0000	NA	NA	0
(b)	Venture Capital Funds		0	0	0	0	0	0.0000	0	0	0	0.0000	0	0.0000	0	0.0000	NA	NA	0
(c)	Alternate investment Funds		0	0	0	0	0	0.0000	0	0	0	0.0000	0	0.0000	0	0.0000	NA	NA	0
(d)	Foreign Venture Capital Investors		0	0	0	0	0	0.0000	0	0	0	0.0000	0	0.0000	0	0.0000	NA	NA	0
(e)	Foreign Portfolio Investor		0	0	0	0	0	0.0000	0	0	0	0.0000	0	0.0000	0	0.0000	NA	NA	0
(f)	Financial Institutions / Banks		3	361	0	0	361	0.0026	361	0	361	0.0026	0	0.0026	0	0.0000	NA	NA	0
(g)	Insurance Companies		0	0	0	0	0	0.0000	0	0	0	0.0000	0	0.0000	0	0.0000	NA	NA	10
(h)	Provident Funds/ Pension Funds		0	0	0	0	0	0.0000	0	0	0	0.0000	0	0.0000	0	0.0000	NA	NA	0
(i)	Any Other (Specify)		0	0	0	0	0	0.0000	0	0	0	0.0000	0	0.0000	0	0.0000	NA	NA	0
	Sub Total (B)(1)		4	1287	0	0	1287	0.0091	1287	0	1287	0.0091	0	0.0091	0	0.0000	NA	NA	10
	Central Government/ State Government(s)/ President of India																		
2	India		0	0	0	0	0	0.0000	0	0	0	0.0000	0	0.0000	0	0.0000	NA	NA	0
	Sub Total (B)(2)		0	0	0	0	0	0.0000	0	0	0	0.0000	0	0.0000	0	0.0000	NA	NA	0
3	Non-Institutions																		
(a)	Individuals																		
	i. Individual shareholders holding nominal share capital up to Rs. 2 lakhs.		7357	2415833	0	0	2415833	17.1437	2415833	0	2415833	17.1437	0	17.1437	0	0.0000	NA	NA	2334874
	ii. Individual shareholders holding nominal share capital in excess of Rs. 2 lakhs.		16	1258951	0	0	1258951	8.9340	1258951	0	1258951	8.9340	0	8.9340	0	0.0000	NA	NA	1229514
	(i) Anil Kumar Goel	AAJPG2552Q		572000	0	0	572000	4.0591	572000	0	572000	4.0591	0	4.0591	0	0.0000	NA	NA	572000
(b)	NBFCs registered with RBI		0	0	0	0	0	0.0000	0	0	0	0.0000	0	0.0000	0	0.0000	NA	NA	0
	Trust Employee		0	0	0	0	0	0.0000	0	0	0	0.0000	0	0.0000	0	0.0000	NA	NA	0
(d)	Overseas Depositories(holding DRs) (balancing figure)		0	0	0	0	0	0.0000	0	0	0	0.0000	0	0.0000	0	0.0000	NA	NA	0
(c)	Any Other (Specify)		587	1827077	0	0	1827077	12.9657	1827077	0	1827077	12.9657	0	12.9657	0	0.0000	NA	NA	1802071
(i)	Hindu Undivided Family		252	233811	0	0	233811	1.6592	233811	0	233811	1.6592	0	1.6592	0	0.0000	NA	NA	233811
(ii)	Non Resident Indians (Non Repat)		39	34981	0	0	34981	0.2482	34981	0	34981	0.2482	0	0.2482	0	0.0000	NA	NA	34981
(iii)	Non Resident Indians (Repat)		94	70046	0	0	70046	0.4971	70046	0	70046	0.4971	0	0.4971	0	0.0000	NA	NA	70043
(iv)	Clearing Member		45	32163	0	0	32163	0.2282	32163	0	32163	0.2282	0	0.2282	0	0.0000	NA	NA	32163
(v)	Market Maker		1	553	0	0	553	0.0039	553	0	553	0.0039	0	0.0039	0	0.0000	NA	NA	553
(vi)	Bodies Corporate		156	1455523	0	0	1455523	10.3290	1455523	0	1455523	10.3290	0	10.3290	0	0.0000	NA	NA	1430520
	(i) Navjeevan Medical Institute	AAATN2102N	1	783157	0	0	783157	5.5576	783157	0	783157	5.5576	0	5.5576	0	0.0000	NA	NA	783157
	(ii) The Hindustan Times Limited	AAACT4962F	1	154340	0	0	154340	1.0953	154340	0	154340	1.0953	0	1.0953	0	0.0000	NA	NA	154340
	Sub Total (B)(3)		7960	5501861	0	0	5501861	39.0435	5501861	0	5501861	39.0435	0	39.0435	0	0.0000	NA	NA	5366459
	Total Public Shareholding (B)= (B)(1)+(B)(2)+(B)(3)		7964	5503148	0	0	5503148	39.0526	5503148	0	5503148	39.0526	0	39.0526	0	0.0000	NA	NA	5366469



Magadh Sugar and Energy Limited

Table IV - Statement showing shareholding pattern of the Non Promoter- Non Public shareholder

	Category & Name of the shareholders	PAN	Nos. of shareholders	No. of fully paid up equity shares held	Partly paid-up equity shares held	No. of shares underlying Depository Receipts	Total nos. shares held	Shareholding % calculated as per SCRR, 1957 As a % of (A+B+C2)	Number of Voting Rights held in each class of securities			No. of Shares Underlying Outstanding convertible securities (including	Shareholding, as a % assuming full conversion of convertible securities	Number of Locked In shares		Number of Shares pledged or otherwise encumbered		Number of equity shares held in dematerialised form	
									No of Voting Rights					Total as a % of (A+B+C)	No. (a)	As a % of total Shares held(b)	No. (a)		As a % of total Shares held(b)
									Class eg: X	Class eg: y	Total								
	(I)	(II)	(III)	(IV)	(V)	(VI)	(VII) = (IV)+(V)+(VI)	(VIII) As a % of (A+B+C2)	(IX)			(X)	(XI) = (VI)+(X) As a % of (A+B+C2)	(XII)		(XIII)		(XIV)	
1	Custodian/DR Holder		0	0	0	0	0	0.0000	0	0	0	0.0000	0	0.0000	0	0.0000	NA	NA	0
2	Employee Benefit Trust (under SEBI (Share based Employee Benefit) Regulations, 2014)		0	0	0	0	0	0.0000	0	0	0	0.0000	0	0.0000	0	0.0000	NA	NA	0
	Total Non-Promoter- Non Public Shareholding (C) = (C1)+(C2)		0	0	0	0	0	0.0000	0	0	0	0.0000	0	0.0000	0	0.0000	NA	NA	0

